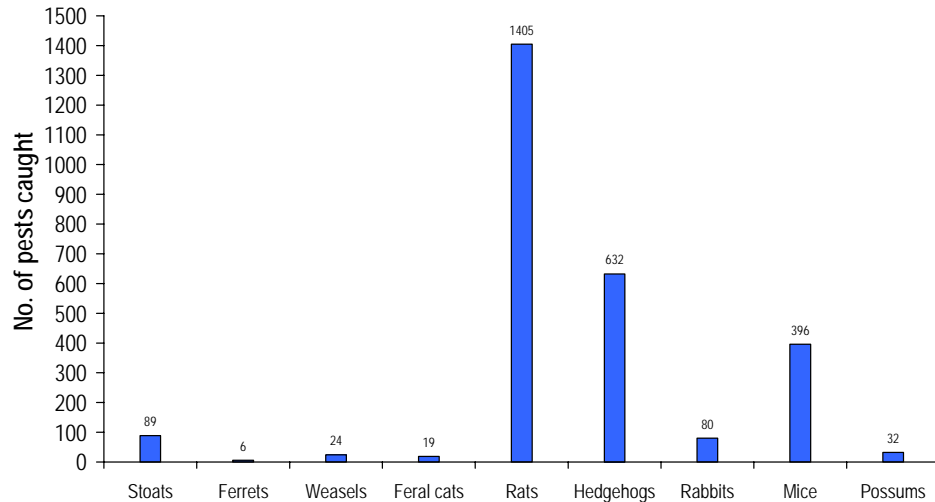


Rotokare Scenic Reserve Trust predator trap-catch summary.

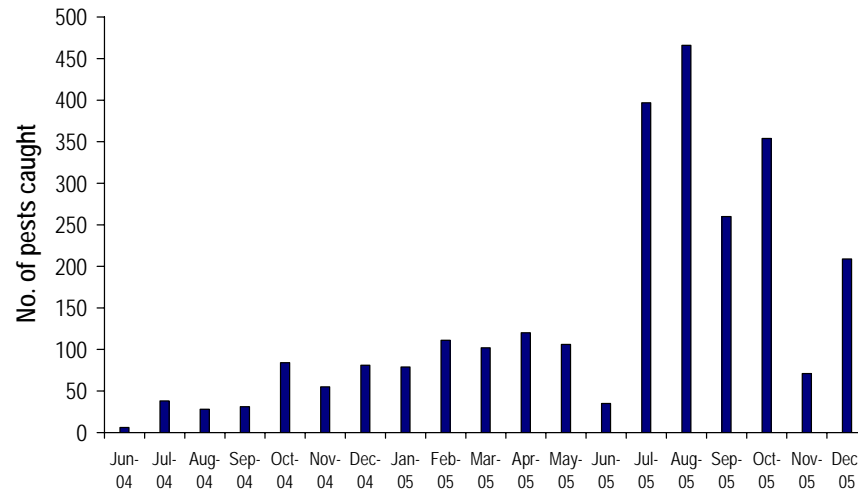
Total pests caught at Rotokare Mainland Island 2004-05

	Jun-04	Jul-04	Aug-04	Sep-04	Oct-04	Nov-04	Dec-04	Jan-05	Feb-05	Mar-05	Apr-05	May-05	Jun-05	Jul-05	Aug-05	Sep-05	Oct-05	Nov-05	Dec-05	Jan-06	Total	
Stoats	0	5	6	0	2	4	18	14	2	1	4	3	3	3	4	3	5	1	6	5	89	3.3%
Ferrets	0	1	0	1	0	0	0	1	0	0	2	0	0	0	0	1	0	0	0	0	6	0.2%
Weasels	0	1	0	0	3	5	1	1	1	0	0	4	0	1	1	1	1	0	2	1	24	0.9%
Feral cats	1	2	1	0	0	2	1	0	1	2	1	3	1	0	1	2	1	1	0	0	19	0.7%
Rats	4	18	10	8	10	4	9	9	29	21	27	48	15	326	361	192	181	28	86	19	1405	52.4%
Hedgehogs	1	10	10	18	64	33	48	49	76	75	79	47	17	7	1	21	21	16	25	14	632	23.6%
Rabbits	0	1	1	4	5	7	4	5	2	2	5	1	0	3	2	5	11	4	14	4	80	3.0%
Mice	0	0	0	0	0	0	0	0	0	0	1	0	0	54	82	30	131	21	70	7	396	14.8%
Possums	0	0	0	0	0	0	0	0	0	0	1	0	0	2	13	6	3	1	6	0	32	1.2%
Sprung & empty trap	0	8	15	7	9	35	22	9	32	14	7	26	6	39	19	17	10	0	8	2	285	
No. of traps	120	120	120	120	160	252	252	252	252	252	252	252	252	458	600	648	648	649	650	651	651	
Total pests	6	38	28	31	84	55	81	79	111	102	120	106	35	397	466	260	354	71	209	50	2683	100%
Mustelids	0	7	6	1	5	9	19	16	3	2	6	7	3	4	5	5	6	1	8	6	119	

Rotokare Mainland Island total pest trap-catch



Rotokare Mainland Island total monthly trap-catch



Trapping and data collection carried out by the **Rotokare Scenic Reserve Trust**. For more information please contact the Trust's trapping project co-ordinator:
Murray Sulzberger, Eltham.
 Phone: (06) 764 8561
 Email: md.am.sulzberger@xtra.co.nz

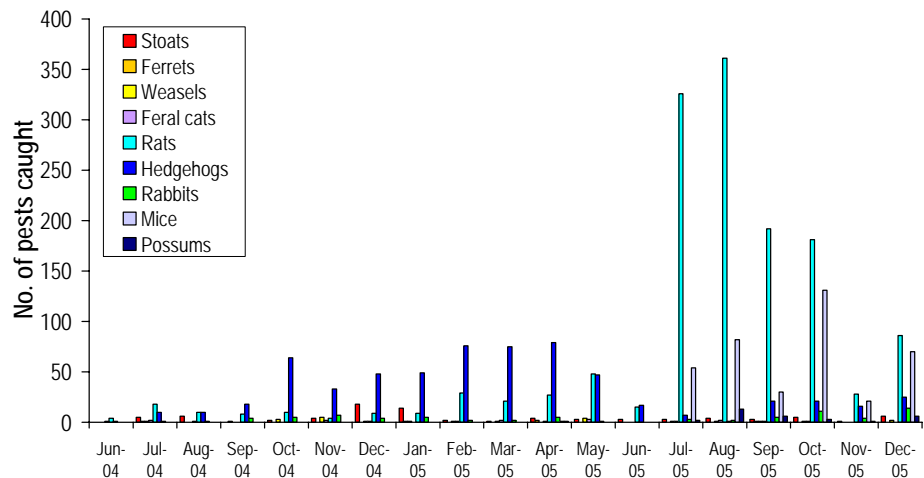


Data presented by Cees Bevers, Oecologico Ltd:

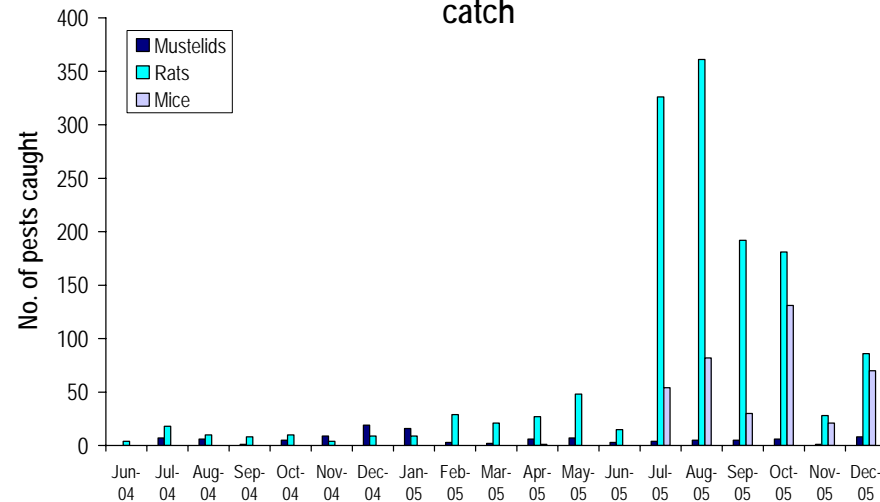
Oecologico Ltd.
 P.O. Box 7139, New Plymouth
 Ph [06] 759 8005 fax [06] 759 8006
 mobile [027] 660 4041 oecologico@xtra.co.nz



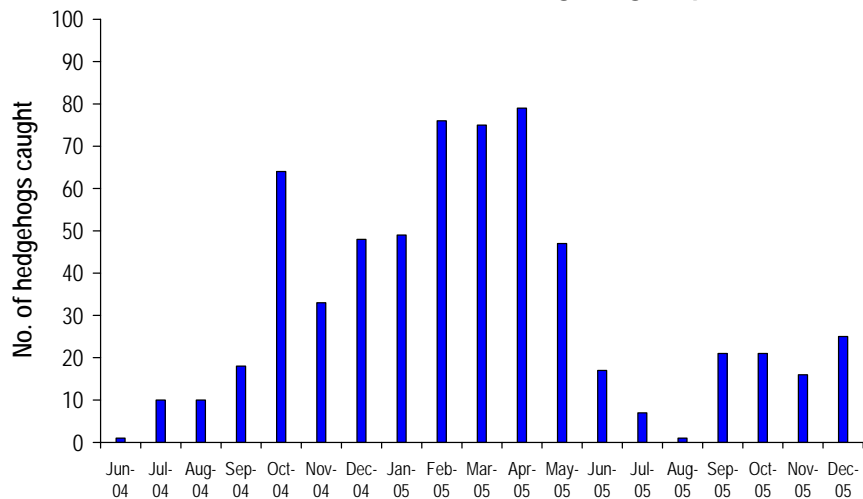
Lake Rotokare Mainland Island trapping programme catches



Rotokare Mainland Island mustelid and rodent trap-catch



Rotokare Mainland Island Hedgehog trap-catch



Rotokare Mainland Island total monthly catch, trap no. and sprung & empty traps

